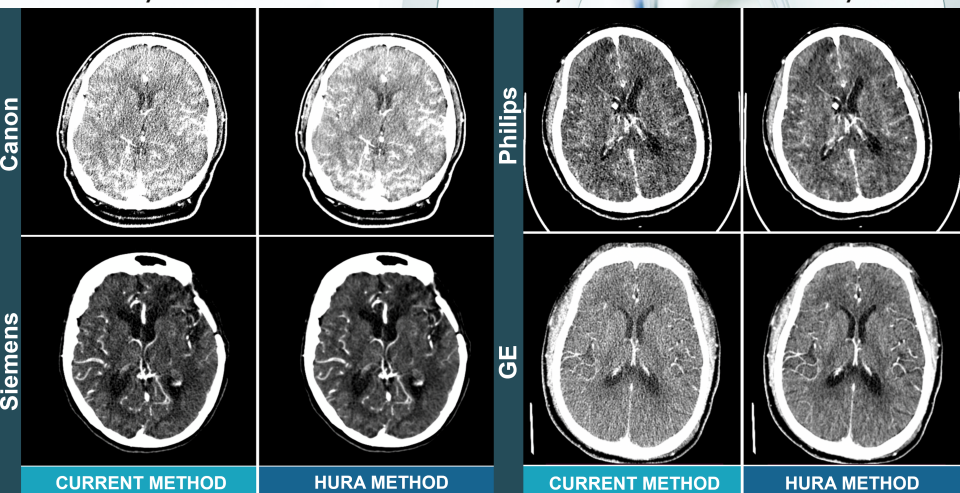




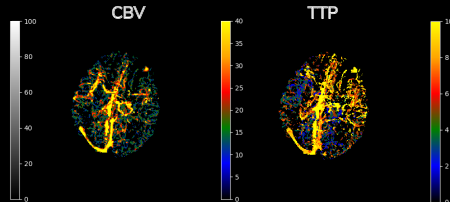
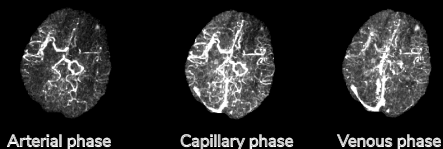
Hura CTP™

FDA 510(k) Cleared Denoising Software for CT Perfusion
Physics-based AI, validated by multi-center study



Collateral evaluation based on clinical CTP

Dynamic CTA based on Hura CTP



- ★ Improves SNR and CNR ~50%
- ★ Concurrent assessment of perfusion and collateral flow in stroke
- ★ Fast calculation, integrate with clinical workflow
- ★ Compatible with all CT models
- ★ Allow reduced X-ray and/or contrast

For more information :
www.huraimaging.com

